

# How to Write an Essay Like the Pros (Infographic)

by JENNIFER FROST

on MARCH 27, 2014

Learn How to Write an Essay

LIKE THE PROS

## Rules for Writing a Good Essay

### What Makes a Good Essay?

It aims to persuade readers of an idea based on evidence.

It should answer a question or task.

It should have a thesis statement and an argument.

It should present or discuss something: develop a thesis via a set of closely related points by reasoning and evidence.

It should include relevant examples, supporting evidence, and information from academic texts or other credible sources.

### The Golden Rules of Essay Writing

1. Stick to the topic; relevance is essential.
2. Make sure to identify the keywords to focus on when planning the essay.
3. Make a paragraph by paragraph plan that
4. Avoid waffling in the opening paragraph.

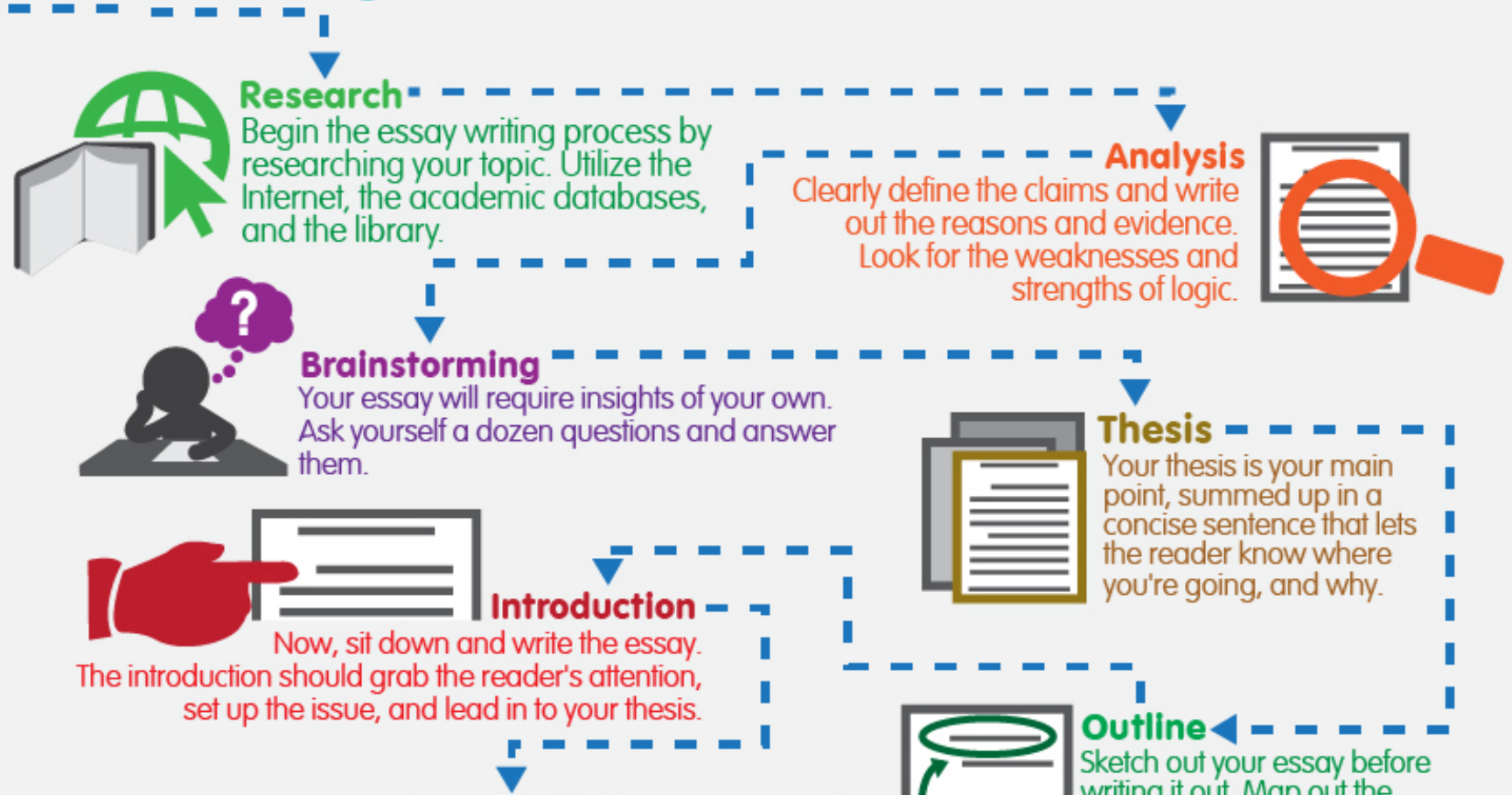
- 3: presents a developing argument to the topic.
- 4: Avoid writing in the opening paragraph, focus immediately on the given topic.
- 5: Spend the rest of the first paragraph outlining the ground you intend to cover in the essay.
- 6: Make one point in each subsequent paragraph using a topic sentence. Develop the paragraph with close textual reference and end it with a summary or a link to the next paragraph.
- 7: Use linking words at the beginning of paragraphs to help readers follow the development of the essay. Common linking words: nevertheless, furthermore, thus, however, consequently, similarly
- 8: The concluding paragraph must return to the topic or issue that was raised at the first part of the essay and draw a conclusion.
- 9: All sources must be clearly identified either in the body of the essay or in the footnotes.
- 10: Check the essay for proper grammar and spelling. Iron out typos and other common writing errors.

# Steps to Writing an Essay

## Peculiar Features of Essays:



## Steps in Writing an Essay



## Paragraphs

Each paragraph should be focused on a single idea that supports your thesis. Begin paragraphs with topic sentences, support assertions with evidence, and expound your ideas in the clearest, most sensible way you can.



Writing tip: Map out the structure of your argument, and make sure each paragraph is unified.

## Conclusion

Gracefully exit your essay by making a quick wrap-up sentence. End on some memorable thought, perhaps a quotation, or an interesting twist of logic, or some call to action.

## Style

All borrowed ideas and quotations should be correctly cited in the body of your text, followed up with a Works Cited (references) page listing the details of your sources.

## Language

You're not done writing your essay until you've polished your language by correcting the grammar, making sentences flow, incorporating rhythm, putting emphasis on important points, adjusting the formality, giving it a level-headed tone, and making other intuitive edits. Proofread until it reads just how you want it to sound.

# Common Mistakes in Essays

# NEVER

## Content Mistakes to Avoid:

- write an essay, in which the content does not reflect and develop the real topic.
- write an essay without an introduction.
- write an essay without a thesis.
- write a thesis statement that lacks ideas.
- use ideas that you cannot prove with examples.
- write an essay without a conclusion.

## Stylistics Mistakes in Writing Essays:

~~Word Repetition~~

~~Too Long or Too Short Sentences~~

~~Inappropriate Words or Phrases that are Either Too Formal or Too Informal~~

~~Too Many Passive Structures~~

~~Sentences Beginning with Coordinating Conjunctions~~

Structural Mistakes in Writing Essays:

Sentence Errors

Text Structure Errors



**GrammarCheck**  
www.grammarcheck.net

### RESOURCES:

- <http://www1.ucegypt.edu/academic/writers/>
- <https://student.unsw.edu.au/essay-writing-basics>
- <http://www.essay-writing-tips.com/types-of-essays/>
- <http://www.slideshare.net/andyfisher/essay-writing-10-golden-rules>
- <http://www.essay-writing-tips.com/common-mistakes/stylistic-mistakes-in-essay-writing.html>
- <http://www.essay-writing-tips.com/common-mistakes/content-mistakes-in-essay-writing.html>
- <http://www.essay-writing-tips.com/common-mistakes/structural-mistakes-in-essay-writing.html>

Enjoyed this infographic? Here's what you can do next:

**65.7K**  
SHARES

 Save it

 Plus it

 Tweet it

 Share it

**Want this infographic on your blog or website? Easy, just copy and paste this code:**

```
<a href="http://www.grammarcheck.net/how-write-essay-like-pros/"></a><br />Source: <a href="http://www.grammarcheck.net/how-write-essay-like-pros/">www.grammarcheck.net</a>
```

**Do you have typos, weak words, or tricky grammar errors in your writing? Find out:**

[Check Your Text Online](#)

Tip: Bookmark that page. (You will need it later.)

Add a comment...



**Matt Kooly** · UCLA

Awesome infographic. <https://essayplus.com> recently wrote one of my assignments and I was able to check whether their work followed these rules.

Like · Reply · Jan 22, 2017 10:56pm



**Nicky Reich** · Owner at Self-employed

You should view this blog <https://paperovernight.com/> where collected top tips.

Like · Reply · Dec 30, 2016 11:06am



**Mát Ấy Một Mí** · Travel

It's helpful for me. Thanks a lot

Like · Reply · Nov 26, 2016 2:44am



**Puteri Handika** · UIN Ar-Raniry Banda Aceh

I get more knowledge about how to write a good essay.

Thank you

Like · Reply · Jan 16, 2017 12:18am



**Kavita Ray** · Management at Microsoft Corporation India Pvt Ltd

very useful article. Thanks.

Like · Reply · Jan 21, 2017 4:31am



**Elliot Bennett** · Loyola High

Great Infographic!

Like · Reply · Jan 13, 2017 7:01am



**Mike Wayne**

This is a solid article. If interested in learning more about essay-writing, please check out our YT channel where we walk through essays from scratch to final draft. Hope you get a lot out of the content there: <https://www.youtube.com/watch?v=hob5hWHv7JM....>

Like · Reply · Jan 1, 2017 9:35am

 Facebook Comments Plugin

POPULAR INFOGRAPHICS



Next





## PAGES

[Home](#)

[About](#)

[Blog](#)

[Contact](#)

[Disclaimer](#)


[Infographics](#)


[Online Editor](#)

[Privacy Policy](#)

## GRAMMARLY COUPON LINK

**20% OFF** for GrammarCheck.net users

 **grammarly**



Instant Grammar Check

[Try Now](#)